



April 5, 2022

TO: Each Trustee,
Board of Retirement

SUBJECT: Insurance, Benefits, Legislative Committee Meeting on April 6, 2022 –
Agenda Item V. C

Following you will find supplemental information regarding the above-mentioned meeting:

1. Claims Experience

Los Angeles County Employees Retirement Association

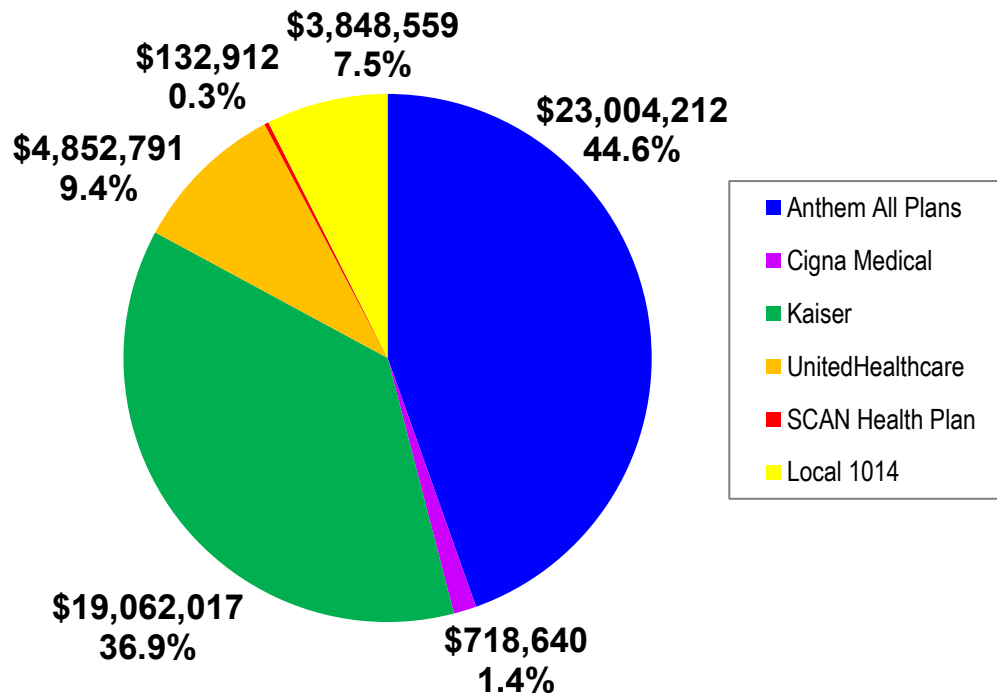
Premium & Enrollment

Coverage Month Ending February 2022

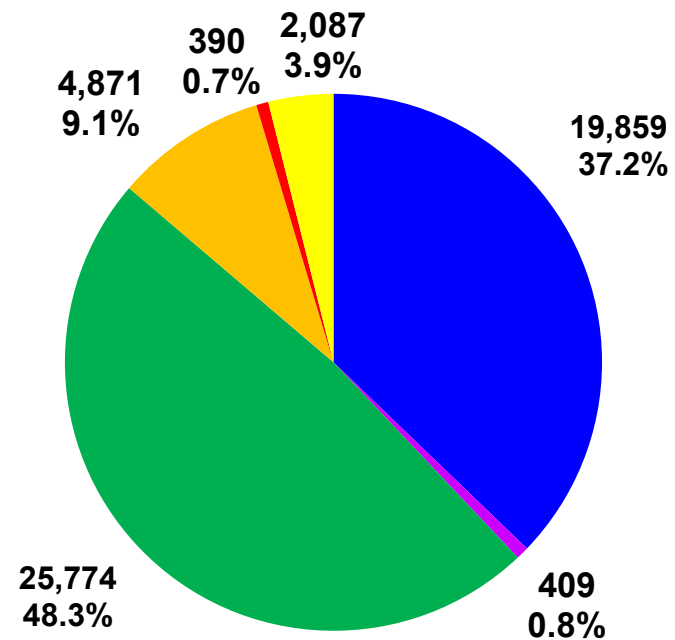
Carrier / Plan	Monthly Premium	Percent of Total	Retirees	Percent of Total
Anthem All Plans	\$23,004,212	44.6%	19,859	37.2%
Cigna Medical	\$718,640	1.4%	409	0.8%
Kaiser	\$19,062,017	36.9%	25,774	48.3%
UnitedHealthcare	\$4,852,791	9.4%	4,871	9.1%
SCAN Health Plan	\$132,912	0.3%	390	0.7%
Local 1014	\$3,848,559	7.5%	2,087	3.9%
Combined Medical	\$51,619,131	100.0%	53,390	100.0%

Cigna Dental & Vision (PPO and HMO)	\$4,237,007	55,043
--	--------------------	---------------

Monthly Premium



Retirees

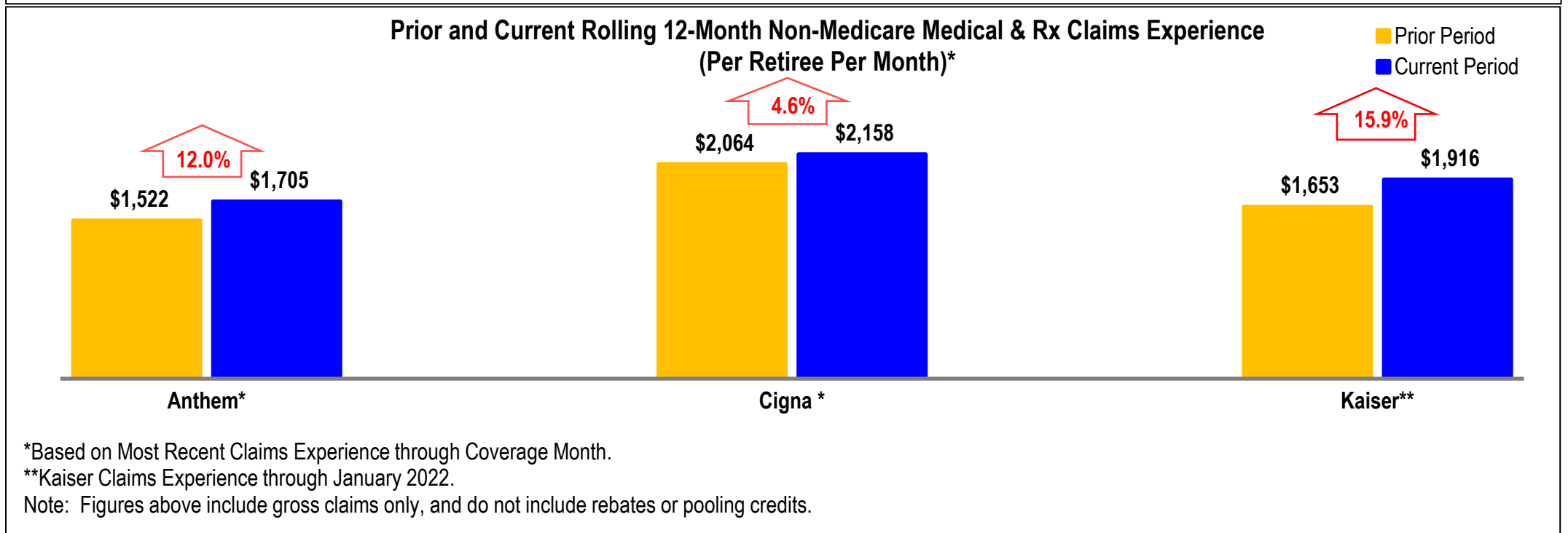
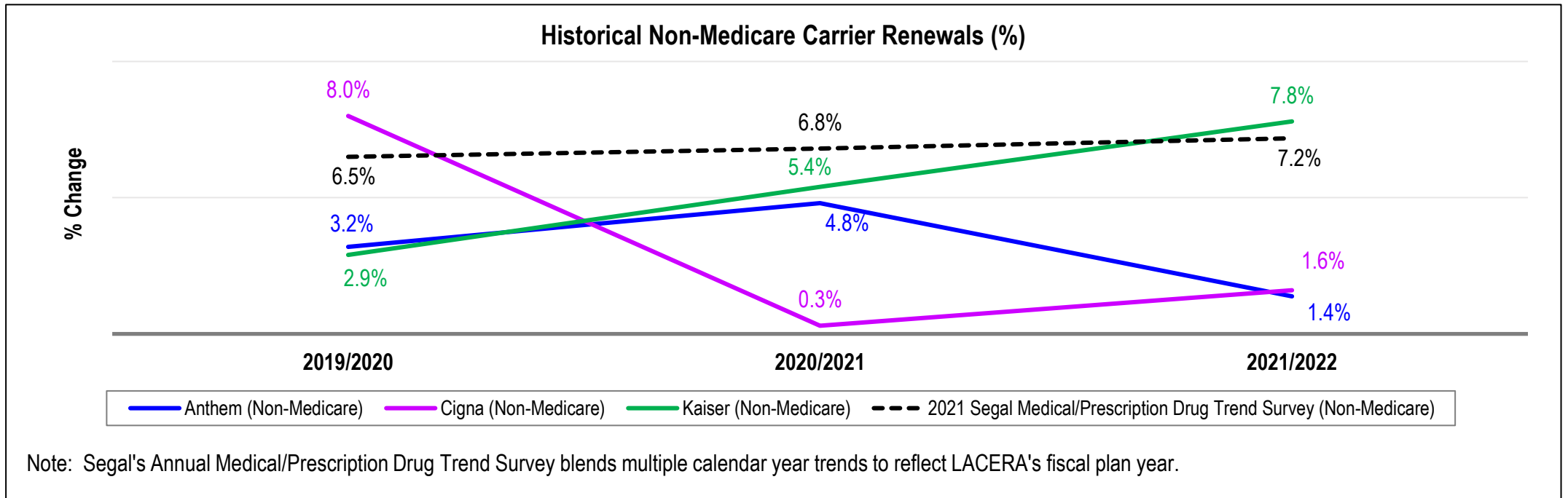


Note: Premiums include LACERA's Administrative Fee of \$8.00 per member, per plan, per month.

Los Angeles County Employees Retirement Association

Claims Experience by Carrier

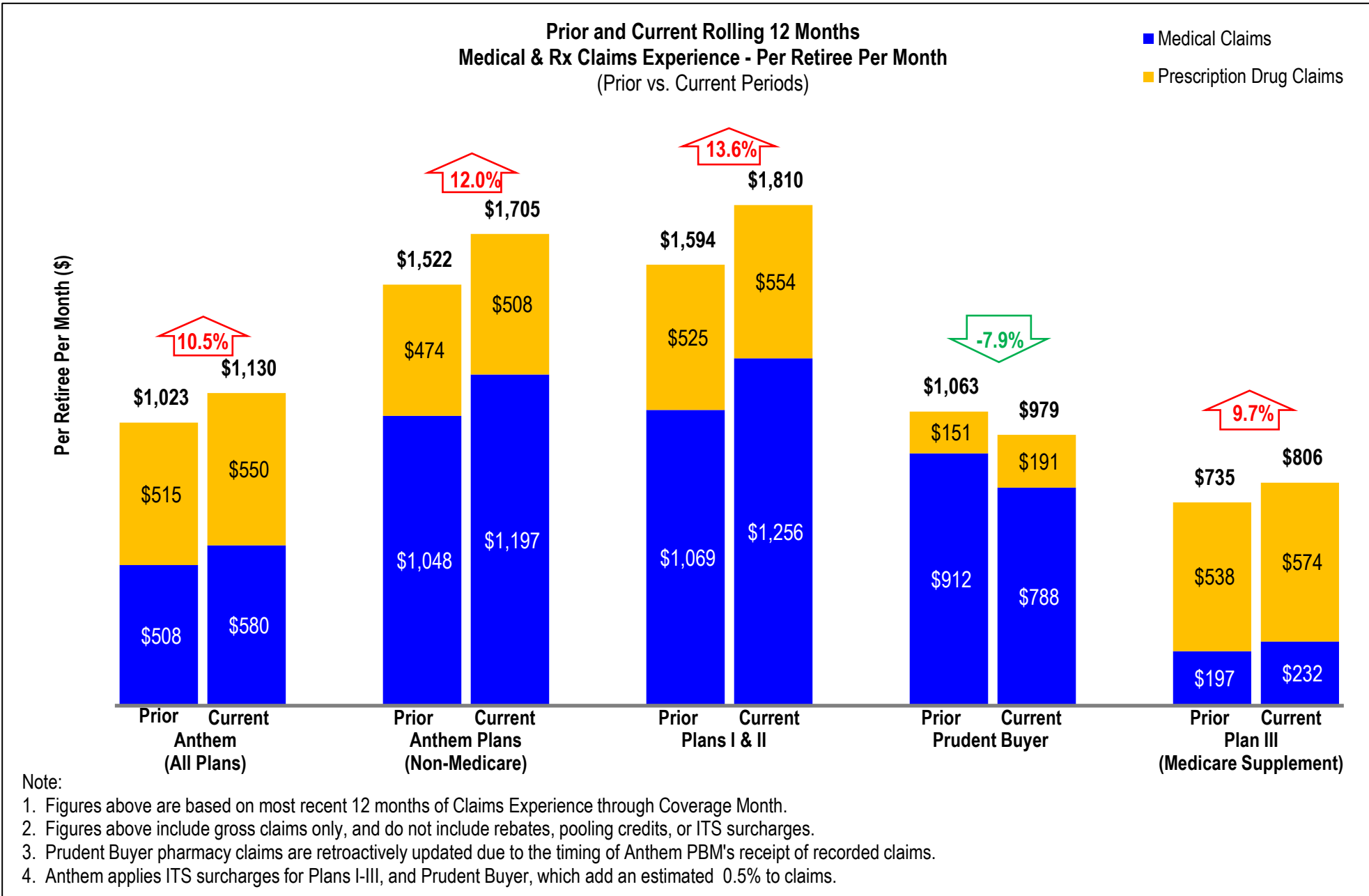
Coverage Month Ending February 2022



Los Angeles County Employees Retirement Association

Anthem Claims Experience By Plan

Coverage Month Ending February 2022



Los Angeles County Employees Retirement Association

Kaiser Utilization

Coverage Month Ending February 2022

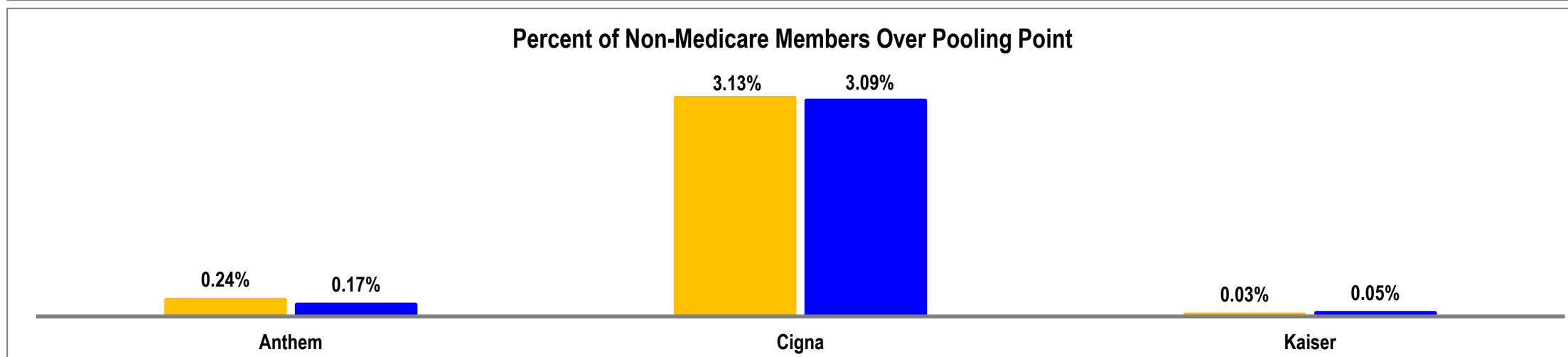
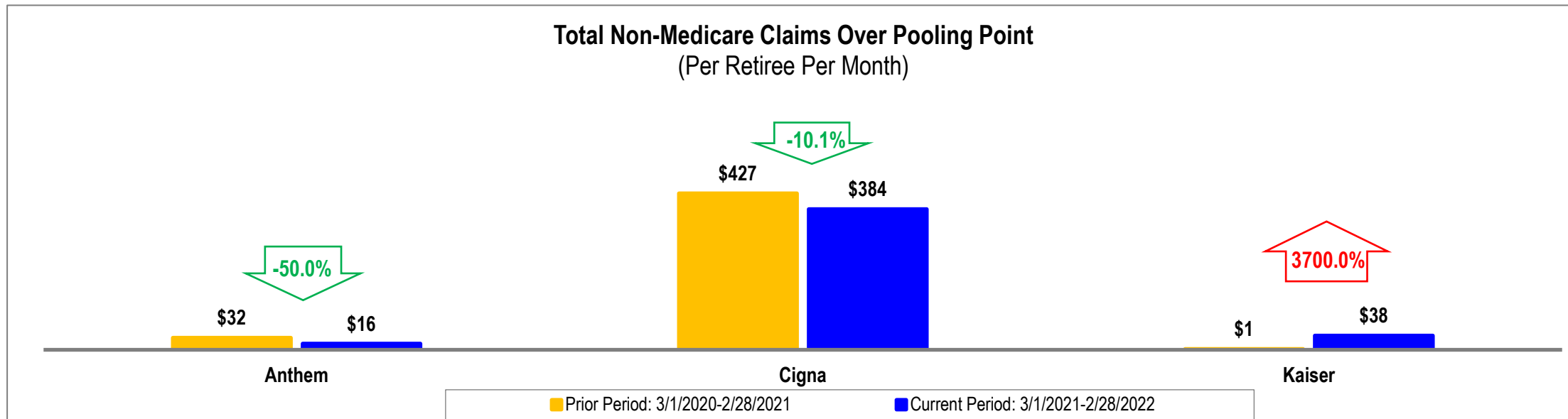
- Kaiser insures approximately 25,000 LACERA retirees with the majority enrolled in Medicare Advantage plans.
- Kaiser's Periodic Utilization Report (PUR) monitors utilization patterns of LACERA's non-Medicare population in Southern California.

Category	Current Period 2/1/2021 - 1/31/2022	Prior Period 2/1/2020 - 1/31/2021	Change
Average Contract Size	2.37	2.39	-0.84%
Average Members	8,788	8,865	-0.87%
Inpatient Claims Per Member Per Month	\$208.82	\$174.34	19.78%
Outpatient Claims Per Member Per Month	\$353.98	\$292.81	20.89%
Pharmacy Per Member Per Month	\$117.28	\$110.29	6.34%
Other Per Member Per Month	\$129.70	\$114.38	13.39%
Total Claims Per Member Per Month	\$809.78	\$691.82	17.05%
Total Paid Claims	\$85,391,825	\$73,598,412	16.02%
Large Claims over \$475,000 Pooling Point			
Number of Claims over Pooling Point	2	1	
Amount over Pooling Point	\$1,683,123	\$40,913	4013.92%
% of Total Paid Claims	1.97%	0.06%	
Inpatient Days / 1000	352.1	348.8	0.95%
Inpatient Admits / 1000	47.0	51.9	-9.44%
Outpatient Visits / 1000	14,270.5	11,314.7	26.12%
Pharmacy Scripts Per Member Per Year	10.3	10.2	0.98%

Los Angeles County Employees Retirement Association

High Cost Claimants (Anthem, Cigna, & Kaiser)

Coverage Month Ending February 2022



Stop-Loss & Pooling Points Overview:

Plan sponsors mitigate the financial risk associated with individual large claimants through reinsurance. Claims exceeding the specified individual pooling threshold are deducted from the carrier's renewal calculation. The pooling credit is offset by the carrier's pooling expense, which is applied to all policyholders.

Anthem and Cigna figures are based on the most recent Claims Experience through Coverage Month. Kaiser's figures are based on Claims Experience period between February through January.

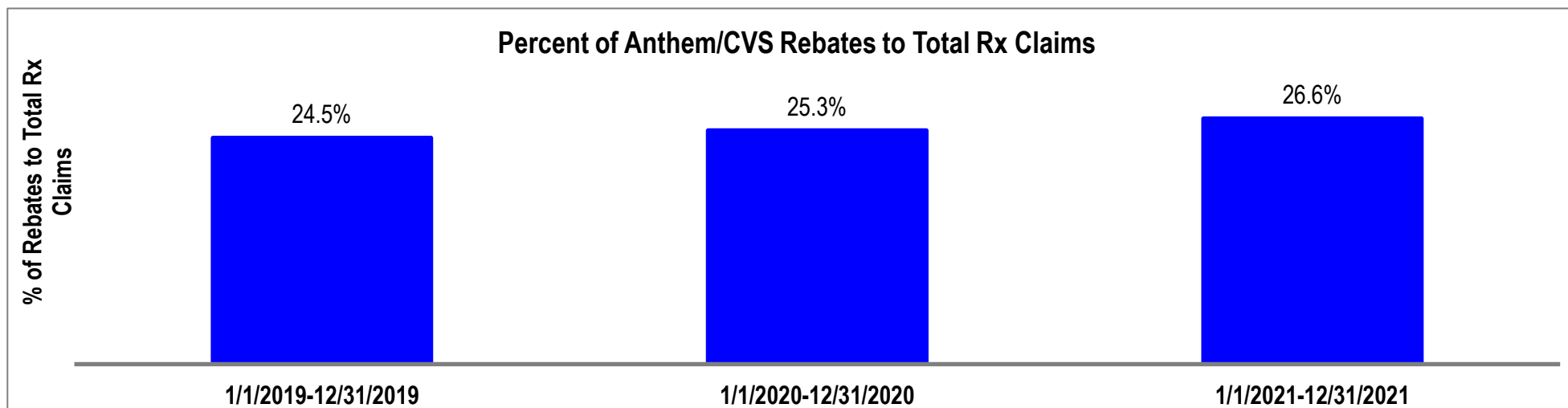
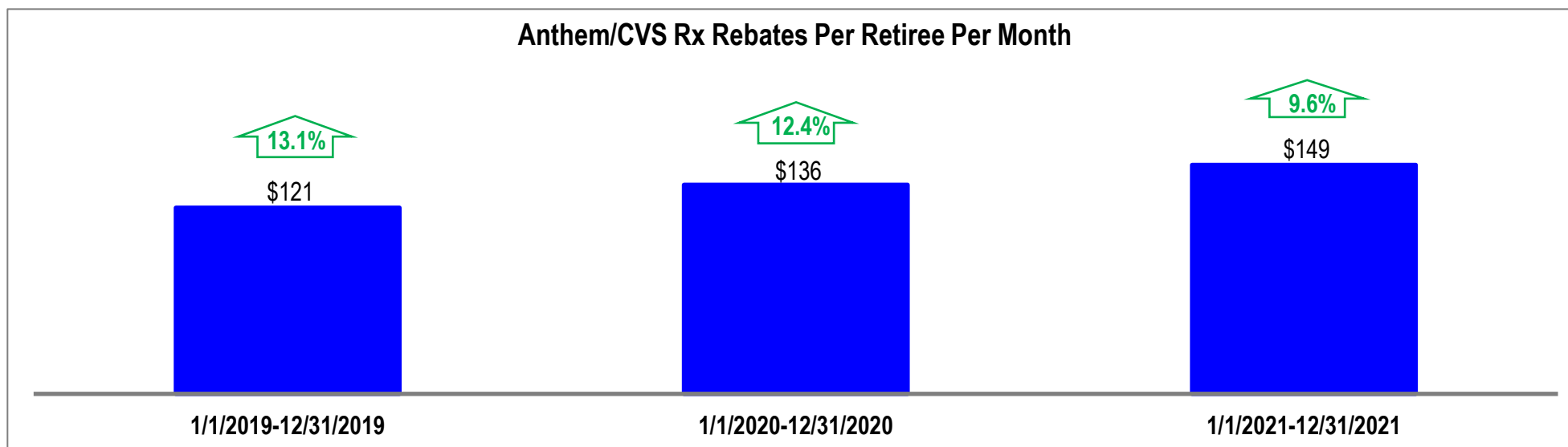
Pooling Points by Carrier:

1. Anthem's pooling points are \$350,000 for Plans I & II, and \$300,000 for Prudent Buyer.
2. Cigna's pooling point is \$100,000.
3. Kaiser's pooling point is \$500,000.

Los Angeles County Employees Retirement Association

Prescription Drug Rebates (Anthem)

Coverage Month Ending February 2022



Rebates Overview:

Pharmacy Benefit Managers negotiate volume-based rebates with drug manufacturers of brand medications. Manufacturer rebates are passed on to plan sponsors and are used to offset pharmaceutical claims expenses.

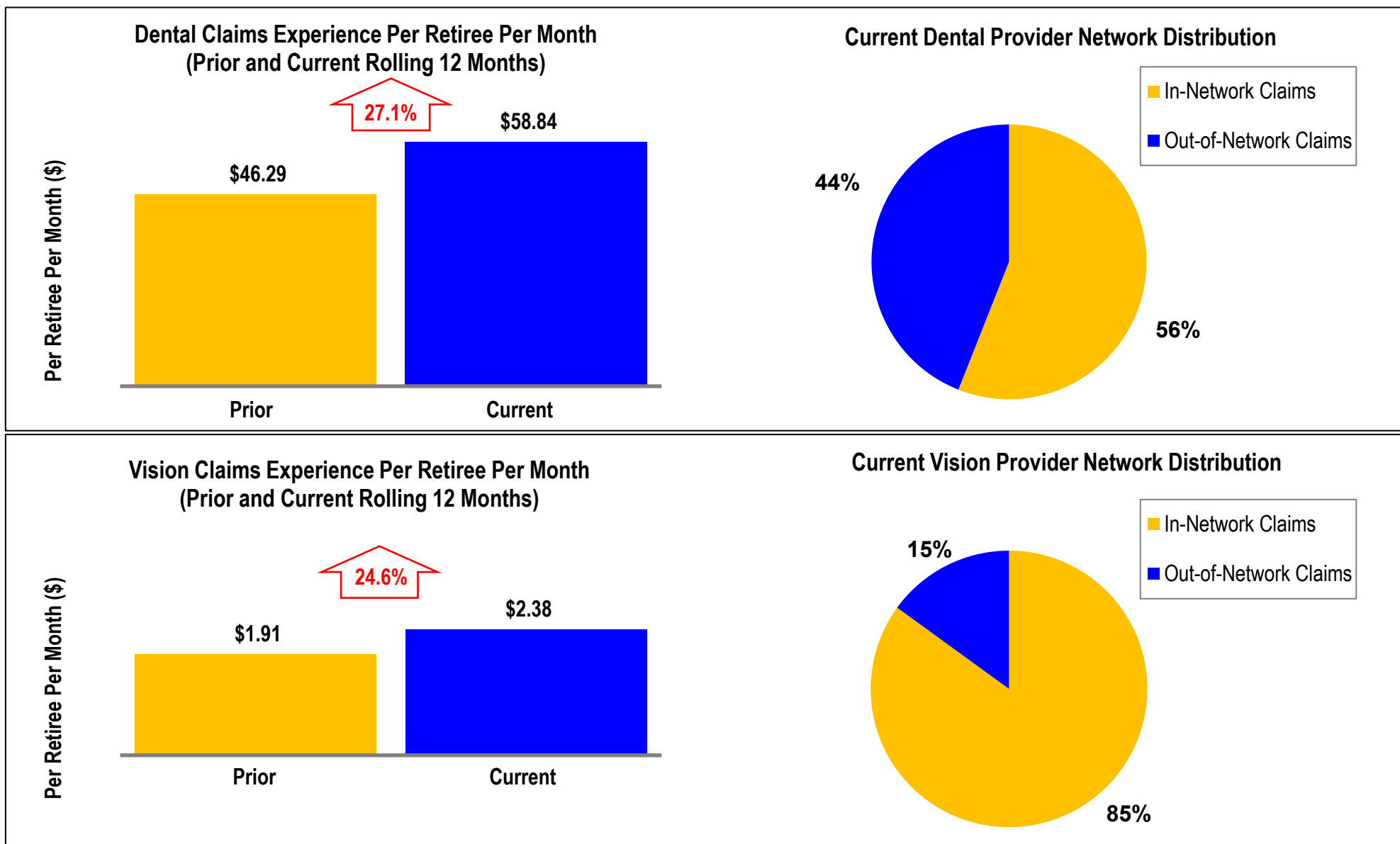
Note:

1. Prescription Claims and Rebates Data were provided by CVS.
2. Anthem Prudent Buyer prescription drugs are provided by Express Scripts Inc. and are not included in the charts above.

Los Angeles County Employees Retirement Association

Cigna Dental & Vision Claims Experience

Coverage Month Ending February 2022



Notes:

1. Figures above are based on most recent 12 months of Claims Experience through Coverage Month.
2. Dental Claims Experience reflects passive use of Cigna's PPO Dental Network.